

Fun Activities

for younger/less experienced players


1. Pointing into Circle 6 boules at each distance



7m



5 m



1m

Name	Score 5m	Score 7m	Total

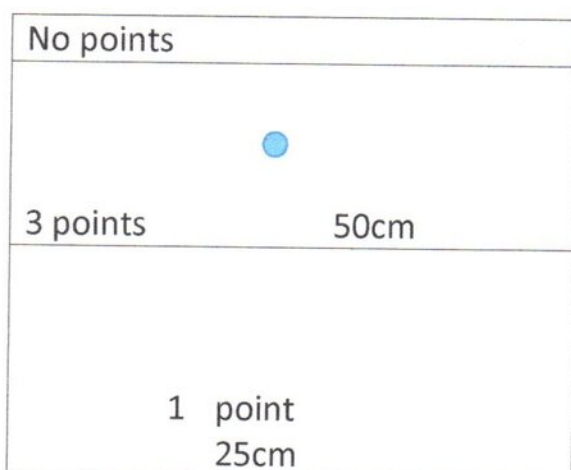
2. Target 9 boules at 6m



Target (to be placed on the ground), made from polythene sheeting with paper circles covered with sticky-backed plastic - or some regions may have own commercially bought target.

Name	Score	Total

3. Pointing at designated distance at 5m to first line



Playing Circle

Name	Score 5m	Score 7m	Total

4. These 'rockets' are useful for lobbing. (M. Duncan)



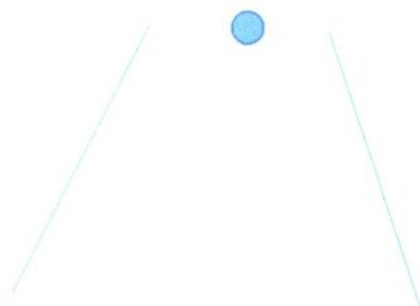
joys of Pétanque.

Designed for introducing children from 6 yrs old to the

5. Pointing between guidelines - 6 boules each to point boules between two wooden poles at 6m.

- 1 point if boules goes through poles
- 3 points if it hits jack at other end.

jack



6m

Name	Score	Total

The above activities could be run as circuit activities

Activity Circuit

This is where participants move around from 1 activity station to another and spend a limited time on each eg throwing the jack into a target, pointing into a target at short distance etc

Where this is organized in pairs, there can be 1 player active and the other collecting kit so that the active player can continue.

Where this can be organized as a competitive activity, players count their total successes at each station in say 3 minutes. The short break between stations allows time to rest, give scores in and then move on to next station.

Such an activity can cater for a good number with minimal space and staff. Setting it all out is the main task.

It can look quite impressive with a variety of kit set up.